

Fall 2015

Vol. 7, issue 2

Follow this and additional works at: http://digitalcommons.bryant.edu/libr_newsletter

Recommended Citation

"Vol. 7, issue 2" (2015). *Library Newsletter*. Paper 17.

http://digitalcommons.bryant.edu/libr_newsletter/17

This Newsletter is brought to you for free and open access by the Douglas and Judith Krupp Library Special Collections at DigitalCommons@Bryant University. It has been accepted for inclusion in Library Newsletter by an authorized administrator of DigitalCommons@Bryant University. For more information, please contact dcommons@bryant.edu.

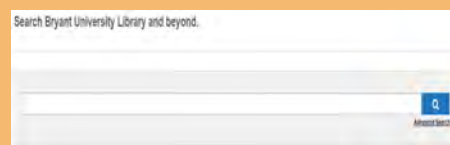


Library Newsletter

Douglas and Judith Krupp Library



Fall 2015
Volume 7, issue 2



New Semester, New Catalog

We had a very busy summer! You may have noticed that our library catalog has a brand new interface. While you were away we migrated to a whole new library management system, OCLC WorldShare Management Services (WMS). Here are some of the reasons why we made this change:

- WMS is a next generation system — utilizing a web-based and cloud-based platform
- It includes the largest catalog of library resources in the world — appropriately named Worldcat
- This system streamlines library processes — especially e-resource management, interlibrary loan, and cataloging
- It provides Bryant network ID and password authentication for off campus access and “my account”
- There are substantial cost savings allowing for new opportunities, such as patron driven acquisitions, and the ability to acquire new resources

Through this new catalog users can easily search for Bryant’s physical items and access electronic items such as journal articles and e-books as well as bibliographic data on the holdings of most of the libraries of the world! Come in and visit a librarian for some searching tips and check out the rest of this newsletter for some tutorials on requesting books from other libraries and citing materials found in Worldcat. As a result of this system change, Bryant is no longer a member of the HELIN consortium. Additionally, Brown University and the University of Rhode Island no longer participate in the HELIN consortium but Bryant’s connection to these and remaining HELIN institutions continues to be strong regardless of these system changes. Happy searching!

In this issue:

Interlibrary Loan	2
Course Reserves	3
JSTOR e-books	
Citations in OCLC	4
Information Literacy	5-6
Button Maker	6
Leisure Reading	7
Evidence Based Medicine	8

Contact a Librarian:

Borrower Services:

401.232.6125

Research and Instruction:

401.232.6299

Text: 401.595.7306

Email: library@bryant.edu

IM: bryantlibchat

(AIM, Yahoo!, MSN, Google Talk)



Interlibrary Loan at Bryant

When it was announced that Bryant was leaving the HELIN Consortium and switching our catalog and backend systems over to OCLC, some folks expressed their worries to us about losing access to the breadth of materials available via the HELIN catalog. However, rather than limiting our reach, this move has increased it exponentially; through OCLC, we now have access to billions of items held by libraries worldwide. Whether it's here in Rhode Island, or in Montana, or even somewhere overseas, if they will send it to us we can get it for you.

That's where Interlibrary Loan (ILL) comes in. ILL is nothing new for us but the process used to be a little complicated, and there was always a certain segment of the population who would get confused about the differences between HELIN and ILL requests. In the new catalog, the process is considerably easier and less confusing since now everything that comes to us from outside of Bryant is considered Interlibrary Loan, and requests are processed right from the item record screen.

Searching for and requesting an item via ILL is easy:

1. Look for the item in the catalog. On the results page that comes up, you can see Bryant-owned items first if you click the Bryant University Library box under the Library facet on the left hand sidebar, or you can expand it out to Rhode Island Libraries or Libraries Worldwide if you want to see more (Libraries Worldwide is the default search option).
2. When you find something that fits your search, click on the title to open up the item's record.
3. Inside the record, you can see a detailed description of the item (including edition and format information), a list of OCLC-member libraries that own it, and the Availability tab. If the item is not owned by Bryant and it is able to be requested from libraries elsewhere, this tab will have a blue "Request Item" button. Click this to proceed.
4. You will be taken to a new page where you choose the type of request (Loan for physical items, Copy for digital items like journal articles) and then enter your name, barcode, email address, and patron status (student, staff, or faculty). Click "Submit" when you are done.
5. The Borrower Services staff receives the request and then tries to find a library who can fulfill it. We will inform you when your request is fulfilled or if, for some reason, we were unable to do so (it doesn't happen often, but sometimes).

Bear in mind that processing time for any ILL item – digital or physical (but particularly physical) – can be hard to predict. Items sent from within Rhode Island have been coming relatively quickly (generally between 2 and 5 business days so far), but if it comes from outside of the state that time can increase considerably since those come to us through the mail. If an item is either very obscure or very popular, that can also add time – in the former case some things are hard to track down, and in the latter it can be hard to difficult to find a library that has a copy available to send. The moral here is to plan ahead and be patient . . . ILL should never be a last-minute idea.

Finally, if you ever have any problems making a request via the catalog – maybe the thing you're looking for isn't listed anywhere, or it is and the catalog isn't giving you the option of placing a request for some reason – submit a request via the form found at: https://krupplibryantuniversity.formstack.com/forms/non_oclc_ill

If you have any questions or need a crash course in Interlibrary Loan requesting, feel free to stop by Borrower Services— we're happy to walk you through it.

—Bill Doughty



Library Updates: Course Reserves

Bryant students and professors benefit from the library's course reserve system. Students can read or watch items that pertain to their classes and professors can assign readings that students can access digitally, instead of printing out paper copies. It's great for the library because instructors are requiring students to use library resources and the library is helping support university pedagogical needs.

Students and faculty can access the library's new course reserves system by using the main library webpage and clicking on the "Course Reserves" button on the left hand sidebar. There are a number of ways to locate a reserve list for a particular class. For example, students can search by the professor's name or prefix of the class. Once they find the class, they can click on the link that will bring them to the reserve list for that class.

Library reserves includes physical items that we are holding behind the Borrower Services desk and also links to digital articles that are accessible through the library's databases (our knowledge base). Students can click on each item to determine print or electronic availability. Electronic items can be viewed instantly by clicking "View Online" or one of the "View Full Text" options." Journal articles, etc. that are not owned by the library and/or items that were not born digital, are linked to the course reserve as well, copyright permitting. Access to these items requires an additional step (this is temporary). By clicking the "Course Details" link and then copying and pasting the posted web-link, students will gain access to these other materials. Reserve materials can only be accessed by the Bryant University community.

There you have it! Students can now access all that a professor has on reserve!

— Rachael Juskuv

New JSTOR e-book collection

You may not realize this but you, our user, have been helping us build our collection of e-books. Beginning this fall, our library began participating in Demand Driven Acquisitions via JSTOR e-books. What does this mean for you? It means increased access to materials. We have added over thirty thousand e-book titles to our collection while only being charged for the titles that are actually used. After a chapter is viewed at least six times, or at least four chapters are downloaded from a title, we then purchase that title and receive perpetual access to it. Go ahead and check them out in our library catalog! Search "JSTOR," select Bryant University Library, and use the format facet on the left to limit to e-books.

—Trish Lombardi & Wendy Smith-Stenhouse



Citations with OCLC

With the new library catalog, you can look for articles, books and more at the same time. With this system, you can also find format specific citations included in the catalog record as well! Let's take a look at citations in the new library catalog.

Why are the correct citations important for your work anyway? There are a few good reasons to keep track of where you have found your researched information:

- Citations are a great way to avoid plagiarism! Other people have done a lot of work about the discoveries that they've made. When you cite their idea, you show that the idea is not your own, but you are expanding on something you've found.
- When you are placing all these great discoveries on paper, your citations can help trace where these ideas started. You are providing a trail of information for your fellow students, professors and anyone who reads about the subject you've been researching.
- You can also use citations to show that you have done a scrupulous research job by having a list of all that you've found. Your professors can see that you've thoroughly seen what other people have investigated and you have a wide knowledge of the subject.

Okay, now that we know why citing your research is important, let's see how we can cite using our Bryant Library catalog. You have found the item that you are using for research (whether it's an article, book or e-resource) and now you can grab the citation as well. Once you've found the record, you are able to choose the citation in the upper right hand corner and click on "cite record." As soon as you've selected this, you have a range of format choices with your citation!



You can choose the format of your citation in APA, MLA or Chicago style. When you've selected the format that you need, you can copy and paste the citation into your own paper.

Now that you have a better understanding of citations, you are prepared to research in one efficient step. Have a great time exploring!

— Rachael Juskov

From High School to Bryant: Information Literacy in Transition

The Association of College and Research Libraries defines information literacy as “the set of integrated abilities encompassing the reflective discovery of information, the understanding of how information is produced and valued, and the use of information in creating new knowledge and participating ethically in communities of learning.” As our understanding of information literacy expands beyond the traditional research paper and as we struggle to push our students past their use of Google as a crutch, what does information literacy look like at Bryant University? In "Rising to the Challenge: College Instructors' Views on High School Graduates' Preparedness for College," a survey conducted by Achieve and Hart Research Associates, 92% of faculty felt that only half of high school grads were prepared for college level research. What academic experiences with information have students had before they step onto campus at Bryant for their first class? How can we help students prepare for the types of research and different uses of information at the university level? In order to answer these questions, librarians at Bryant have been reaching out to their counterparts in Rhode Island schools to open a discussion about information literacy, the high school to university transition, and what information and research looks like at each level. Outreach has taken several forms:

We welcome high school students to the Bryant University campus. Although they might not look different from first year students at Bryant, a class of North Smithfield High School students that visited Bryant recently was thrilled to have access to the Bryant University library databases for a day. The students prepared for the visit by working on their thesis statements and keyword strategies with Ms. Camara and arrived at Bryant ready to start working. After a lesson with a Bryant librarian, students jumped into library resources, leaving with articles and books that they needed to complete their research project, a better understanding of college level research, and a taste of the Bryant experience. Collaborations such as these lead to positive community relations and opportunities. A student from a previous visiting class invited a Bryant librarian to be a mentor for their Senior Portfolio, which led to an invitation to judge the North Smithfield High School Senior Portfolios.

We visit local high schools to demonstrate what university level research looks like and why it matters. Using Harry Potter as a theme, we met with college prep classes at Cranston West High School last spring to talk about information literacy. Students had completed an online course created by their Library Media Specialist. They completed a survey that indicated questions that they had as they prepared for their transition to university life. One student revealed that they would be a part of the incoming Bryant class the next year and were excited to be one step closer to being ready for the assignments that were coming. They already knew a librarian!

(continued on next page)



Information Literacy continued

We talk about information literacy at all levels. We are active members of the Rhode Island Information Literacy Action Round Table, the Association of College and Research Libraries' New England Library Instruction Group, and other local organizations that keep us informed about new research and developments in the transition from high school to university. Community outreach reflected in the examples noted above was made possible through connections made through participation in local organizations.

We want to learn about our students' understanding of information literacy. A working group of librarians, LCS 121, and Writing 106 faculty developed an assessment tool to gauge first year students' information literacy background, knowledge, abilities, and attitudes that we are piloting in a few LCS 121 and Writing 106 classes this semester. We hope that the assessment results will improve teaching at Bryant by providing insights about incoming students' prior research and information experiences. The data collected through this assessment will allow librarians and faculty to target weak areas and develop strategies for improving information literacy education for all Bryant students.

So, what does information literacy look like at Bryant University? It is all around us.

— Maura Keating

Advertise with Buttons

Bryant clubs and organizations: are you looking for a way to generate awareness of your group? A great way to advertise your club and have promotional materials to give away is to create buttons with your organization logo or slogan. Button makers are expensive, but fear not! The library has a button maker that clubs can check out for the low-low price of \$10! This \$10 fee covers the cost for the all the materials you need to make 100 1.5" size buttons. The button maker also comes with a cd tutorial, as well as written instructions, but there are experienced button makers at the library you can ask for tips and tricks if you get stuck. For more info, contact Bill Doughty at the Borrower's Services desk or email him at wdoughty@bryant.edu.

— Becca Pac

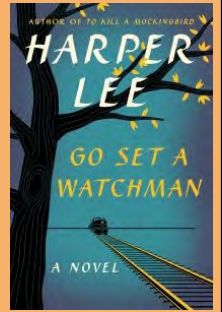


Check out what the library made with the button maker!

Fall Leisure Reading Suggestions


As the leaves start falling around the campus, Bryant book-lovers are sure to be perusing our Leisure Reading collection with hopes of finding something good to read with some hot apple cider on a crisp autumn weekend. With the addition of many new titles and best-sellers, as well as recommendations by library staff, we're sure no one will leave disappointed!

One of the most anticipated books this year was the release of Harper Lee's **"Go Set A Watchman"**, which was written more than fifty years ago but never released – until now. Though it received mixed reviews from many national book reviewers, it's been one of the most requested titles among our patrons since its release, and sure to remain just as popular in the coming months. It's not really a sequel to Lee's beloved *"To Kill A Mockingbird"*, but rather a rough draft to the classic - and presents everyone's favorite character 'Atticus Finch' in a different way.



For those who enjoy historical fiction, Francine Prose's ***Lovers at the Chameleon Club: Paris, 1932*** will not disappoint. Revolving around the patrons of a Paris jazz venue called 'The Chameleon Club', Prose tells an intriguing story of how a race car driver, aspiring photographer, prominent socialite and an American writer come together through the mysteries of love, honor and betrayal in the smoke-filled days of pre-war Paris. Other staff-recommended titles new to our collection are *We Are Not Ourselves*, *All The Light We Can Not See*, and *At The Water's Edge: A Novel*.

If you are in the mood for something lighter, Melissa Rivers' **"The Book of Joan: Tales of Mirth, Mischief and Manipulation"** is a witty yet heart-warming tribute to her late mother Joan Rivers. The younger Rivers reflects on their notable mother/daughter relationship and the life lessons she learned from her celebrity mom. Done with a great amount of humor, there are also personal times she shares with the reader which will leave you in tears. Other recommended further-worthies in our non-fiction collection include *"Smash Cut: A Memoir of Howard & Art & the 70s & the 80s"*, and *"Unbuttoning America: A Biography of Peyton Place"*.



Before you know it, the flakes will start to fall this winter and we will have new titles added to our collection – including a few highly anticipated memoirs! So stop in soon, and let our library staff welcome you to our always evolving Leisure Collection.

— David Chianese



Evidence Based Research—Getting Started

How does your doctor (or Physician Assistant) know which medicine or treatment to prescribe? Do they wing it? I sure hope not. Your doctor and other medical professionals combine research evidence, their experience, and your values to determine how to help you. In fact, this is the method used to create the instruction for the Bryant Physician Assistant students. I know you won't be practicing sutures or setting broken bones in your marketing class, but you can use evidence-based research in your own work to take your writing to the next level.

The easiest way to get started using evidence-based research is to use your research question to create a search strategy, then evaluate your sources before you come up with a thesis statement. Search for sources that move beyond "because I said so." Consider whether the author(s) asked the right questions. If they're using statistical evidence, check it! Are the results valid? Can they be replicated? If you're researching something historical, can you find the primary source? Do everything you can to avoid perpetuating myths. We all know about George Washington and the cherry tree. But do we really? Research requires a skeptical mind and willingness to think critically. You can incorporate evidence-based research quite easily- but if you're confused, ask a librarian! We're always happy to help.

— Allison Papini

Your friendly Bryant librarians visited almost 300 classes last year. We do this because we know that information literacy is a key skill that transcends majors and career goals. How do we know this? Easy- there's research to back it up. We use this research to help you learn the skills that we know through experience will serve you throughout your time at Bryant and beyond.

Book a study room!

Click below:



Library Hours:

Sunday	12:00pm—1:30am
Monday-Thursday	7:30am—1:30am
Friday	7:30am—9:00pm
Saturday	10:00am—6:00pm

Bello café hours:

Monday-Thursday:	9:00 am —9:00 pm
Friday:	9:00 am —2:00 pm
Saturday-Sunday:	Closed